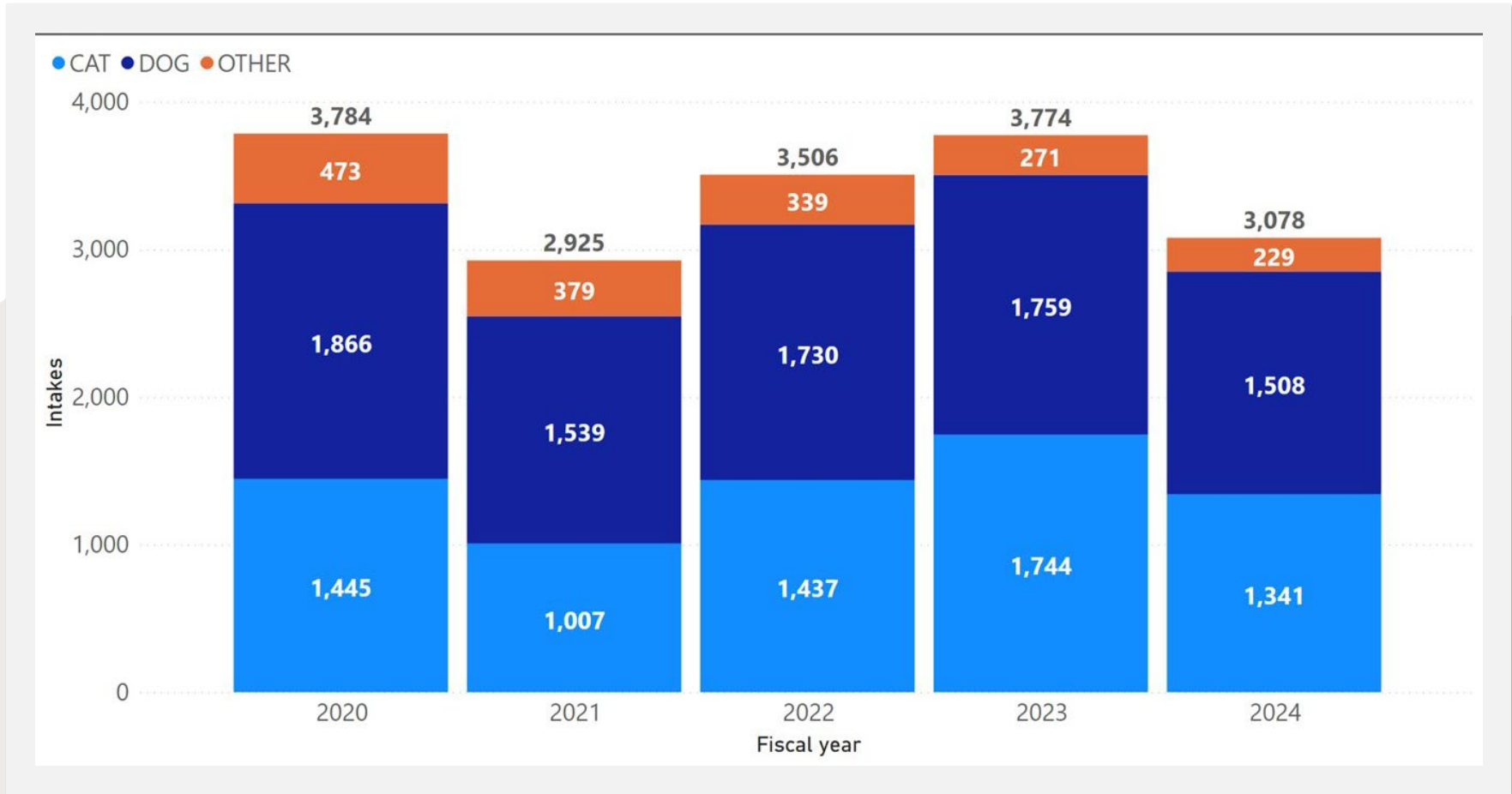


REGIONAL
ANIMAL SERVICES
DIRECTOR'S
REPORT
October 20, 2023





All Animals Impounded-Q 1

Dog Intakes

1,508 (-14.3 %)



Q1 FY20 Q1 FY21 Q1 FY22 Q1 FY23 Q1 FY24

Cat intakes

1,341 (-22.8 %)



Q1 FY20 Q1 FY21 Q1 FY22 Q1 FY23 Q1 FY24

Dog Length of Stay (days)

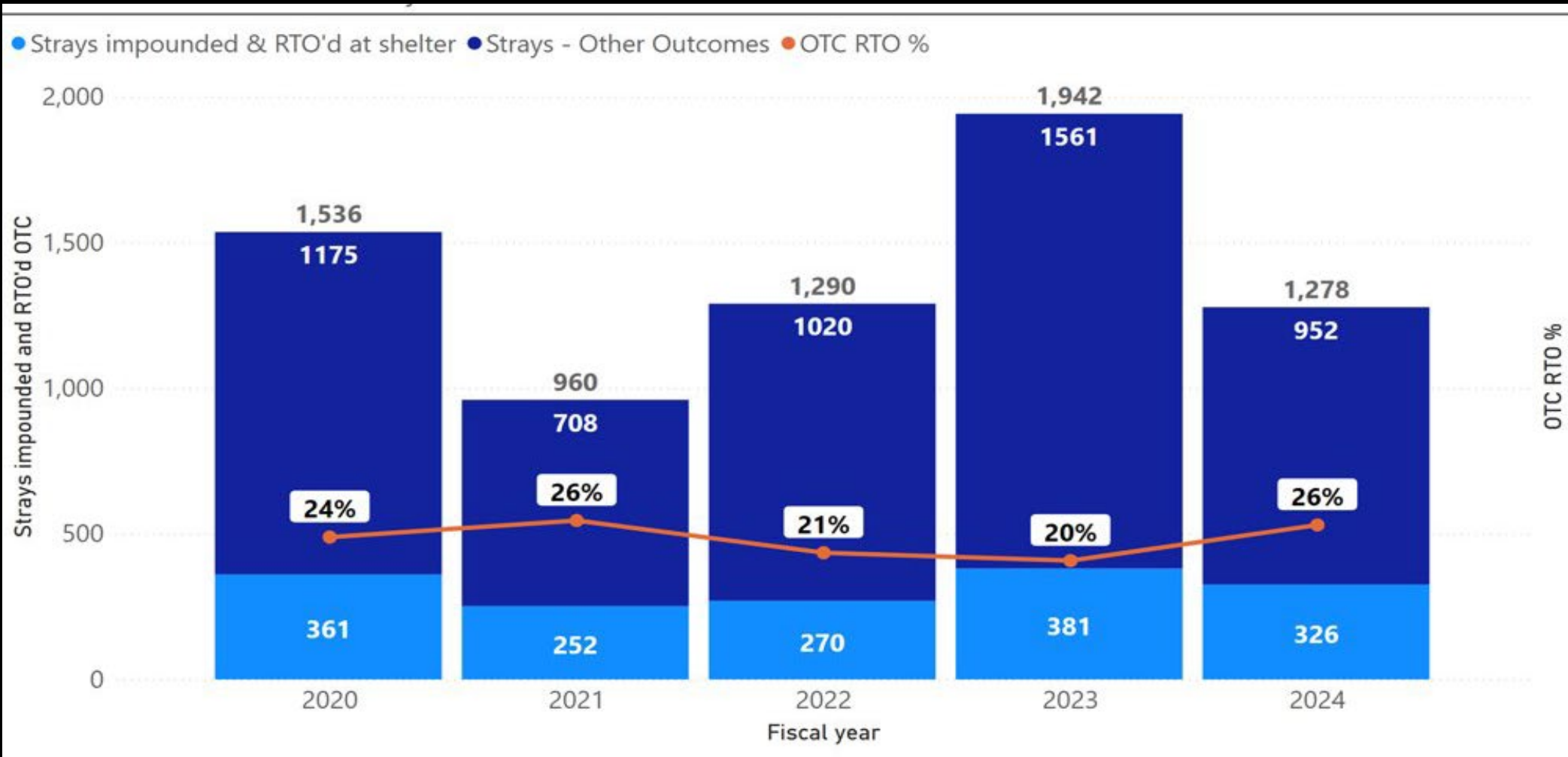
9.1 (+4 %)



Cat Length of Stay (days)

5.5 (+9.6 %)

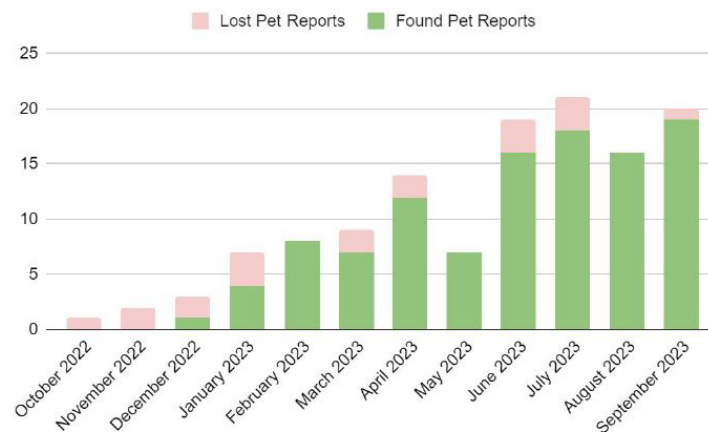




All Animals Reunited After Impound-Q1



Lost Pet Activity








HomeSafe™













108
Confirmed
Pet Reunifications

It is not possible to know how many pets were actually reunited with their families as many pet finders call direct lines found on tags or public profiles. These circumstances are 'best case' as they result in no intervention by DocuPet or our Partners.

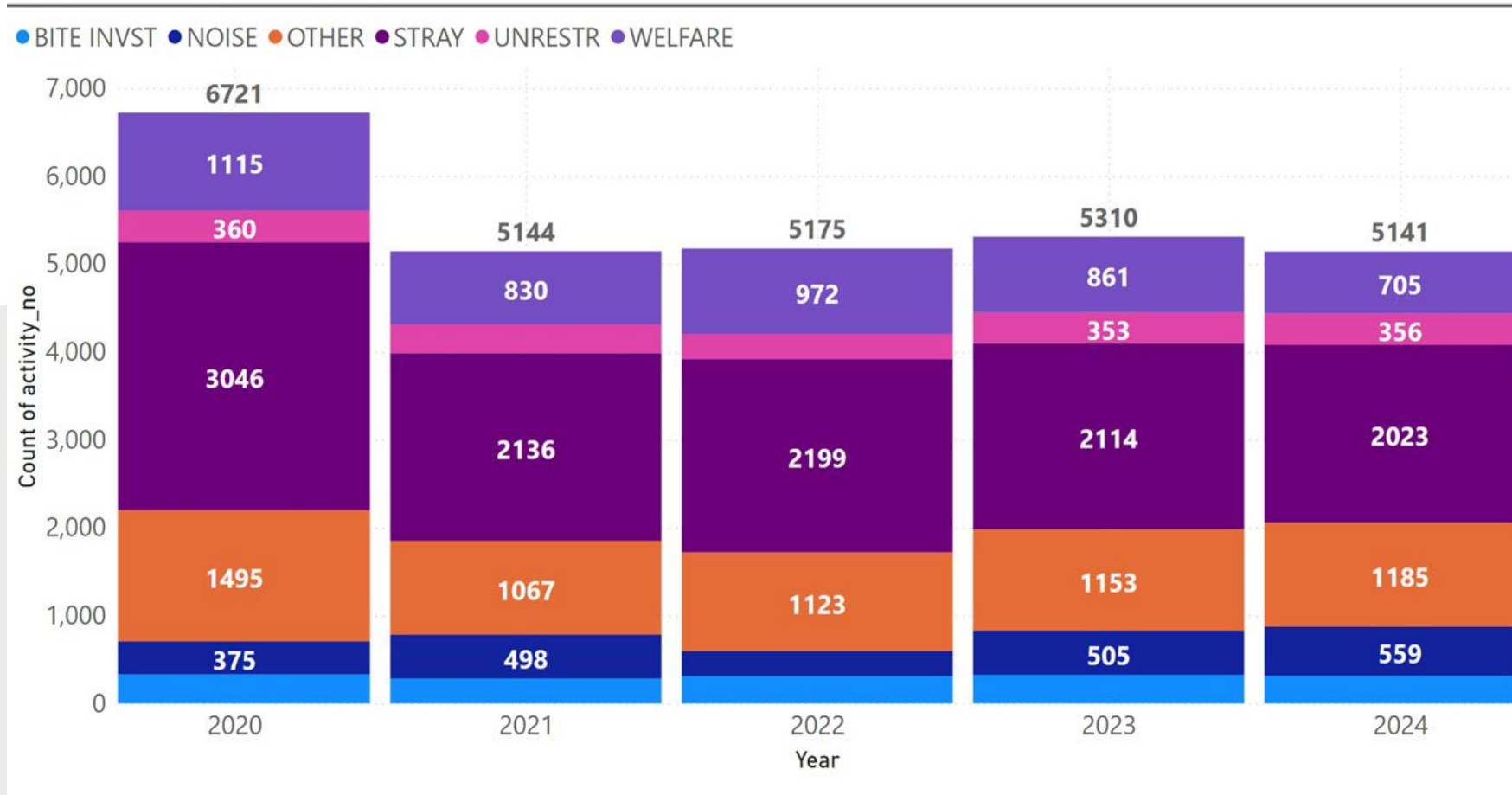
Docupet, Smart License Tag Performance on Reunifications

Outcome Type	Animal Outcomes (Current)	Animal Outcomes (Prior Year)	Change from Prior Year	Trend (Last 5 years)
EUTHANIZED	106	118	-10.2 %	
OTHER	13	3	+333.3 %	
REUNITED	979	1005	-2.6 %	
TRANSFER	1,377	2012	-31.6 %	
VET EUTH	25	21	+19.0 %	

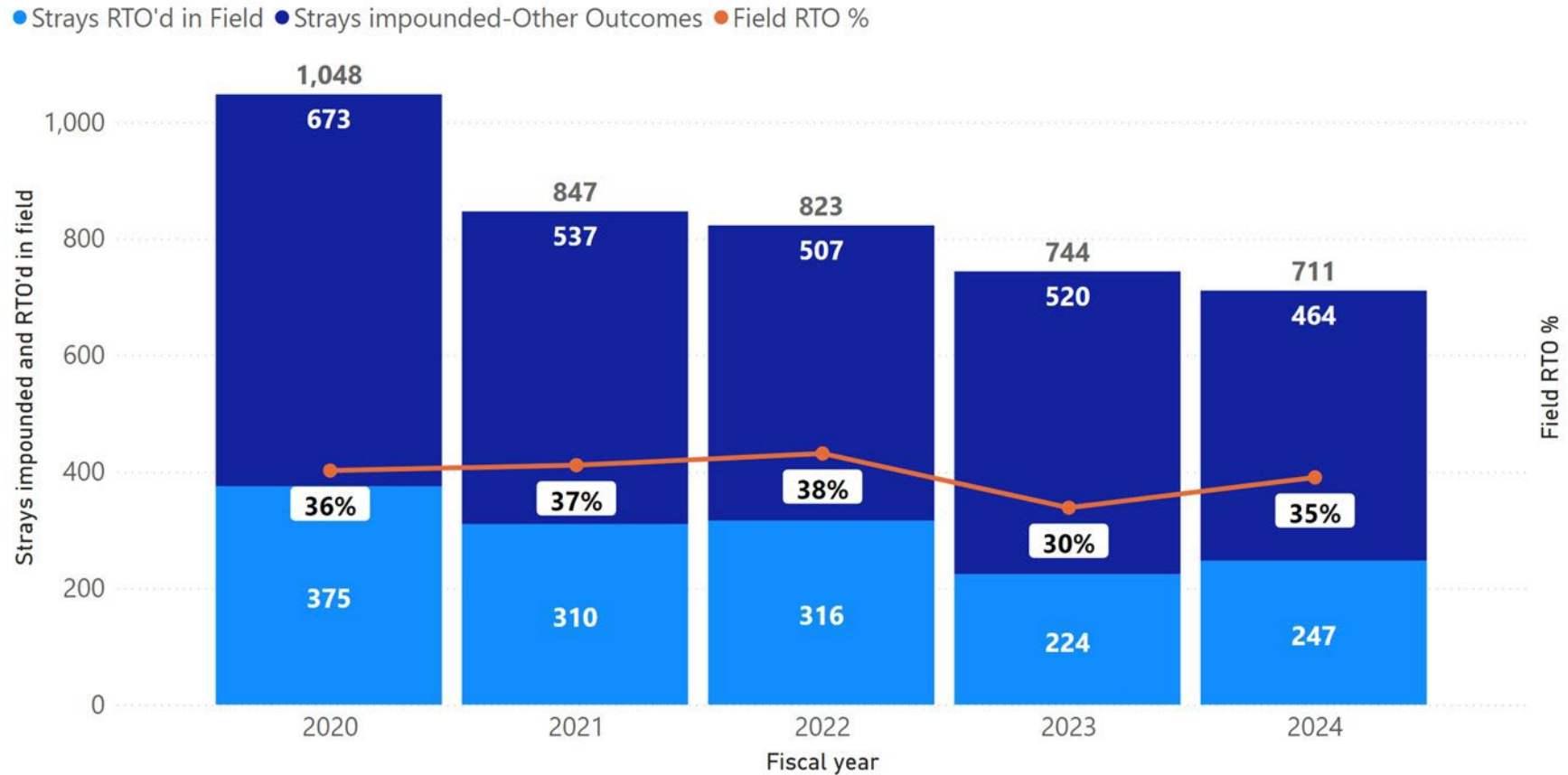
All Animal Outcomes –Q 1

Rescue partner	Animal type	Animals Transferred (Current)	Animals Transferred (Prior Year)	Change from prior year	Trends (Last 5 years)
NEVADA HS	CAT	807	1460	-44.7 %	
	DOG	333	579	-42.5 %	
	OTHER	23	51	-54.9 %	
OPTIONS VET	CAT	106			
Other	CAT	5			
	DOG	16	4	+300.0 %	
	OTHER	31	47	-34.0 %	
PET NETWORK	CAT	42	5	+740.0 %	
	DOG	7	3	+133.3 %	
RES-QUE	DOG	15	17	-11.8 %	
	OTHER	16			
SPCA NN	CAT	59	4	+1375.0 %	
	DOG	35	9	+288.9 %	

All Animals Transferred to
Rescue Partners-Q1

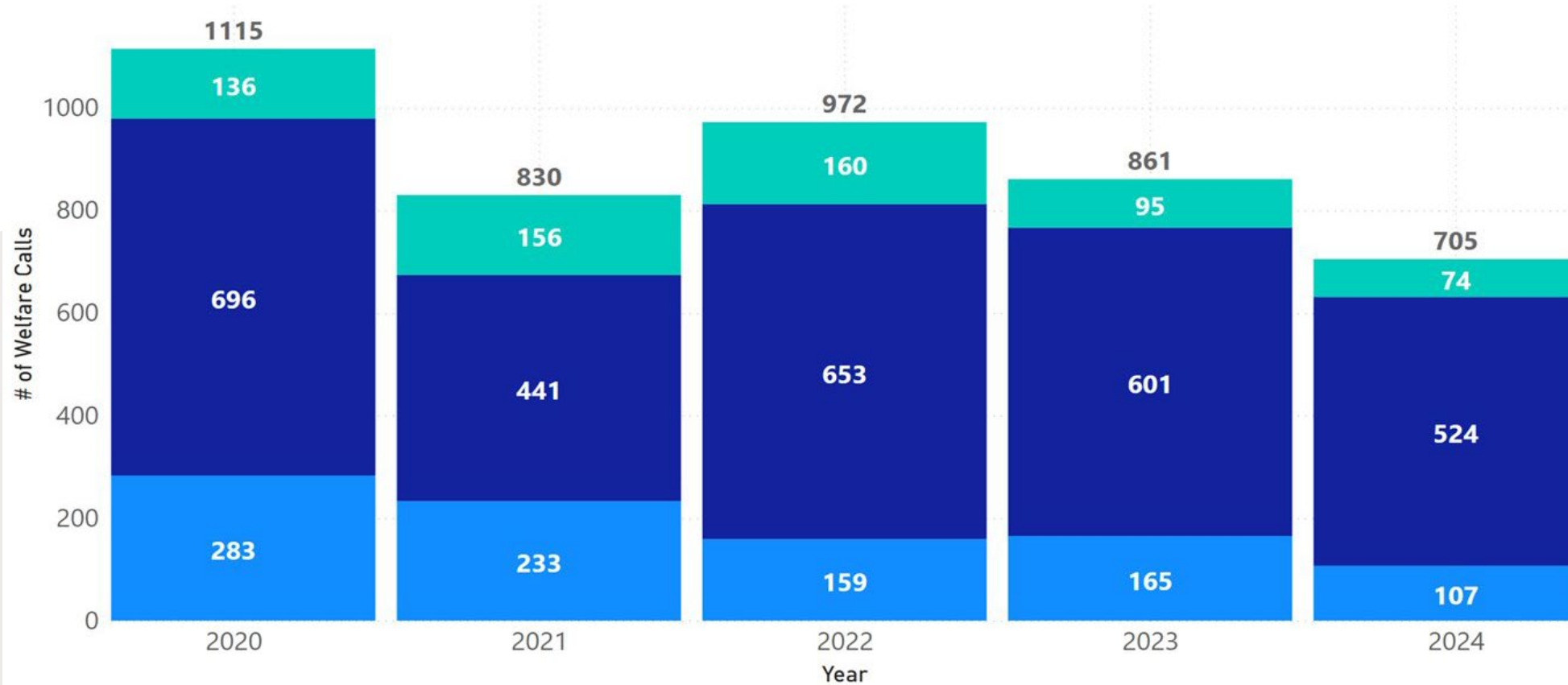


All Field Call Types-Q 1



All Animals Returned by Field Officers Instead of Impounded-Q1

● Unfounded ● Other outcomes ● Cite/NCP



All Animal Welfare Calls With Outcomes-Q1

Tethering calls and Outcomes – Followup

Tethering Calls - Annual

Fiscal year - Call Result

	2020	2021	2022	2023	2024	Total
TETHERING	7	7	18	11	4	47
CITE		1	6	1	3	11
EDUCATION	3	1	5	4	2	15
IMPOUND	6	7	18	10	3	44
NCP	1	2	2	3		8
NOTICE OF COMPLAINT				2		2
NOTICE OF VIOLATION	2		3	3		8
REUNITED	1	1	2	2	1	7
UNFOUNDED	1	3	2	1		7

Tethering Calls - Annual

Fiscal Year - Call Result

	2020	2021	2022	2023	2024
TETHERING					
CITE		14%	33%	9%	75%
EDUCATION	43%	14%	28%	36%	50%
IMPOUND	86%	100%	100%	91%	75%
NCP	14%	29%	11%	27%	
NOTICE OF COMPLAINT				18%	
NOTICE OF VIOLATION	29%		17%	27%	
REUNITED	14%	14%	11%	18%	25%
UNFOUNDED	14%	43%	11%	9%	

OUTREACH Q1 FY 2024

July 1 2023 - September 30 2023



ID Tags
293



Events
10



CARES Support
144



Seniors	Unique
319	230
Pets fed	Unique
681	450

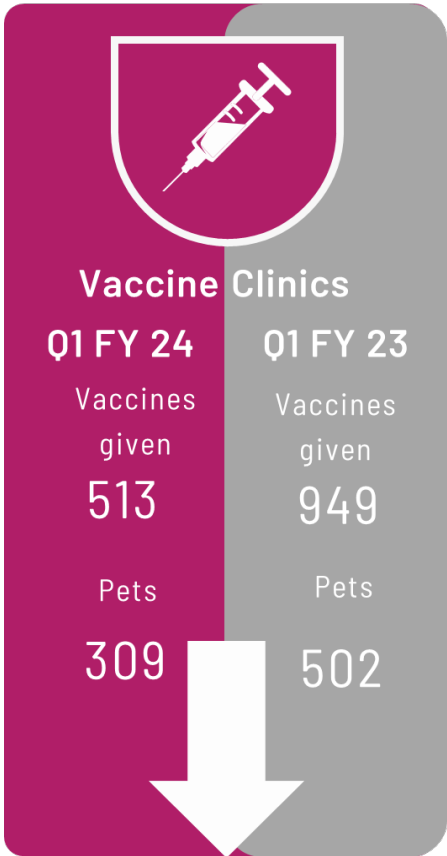
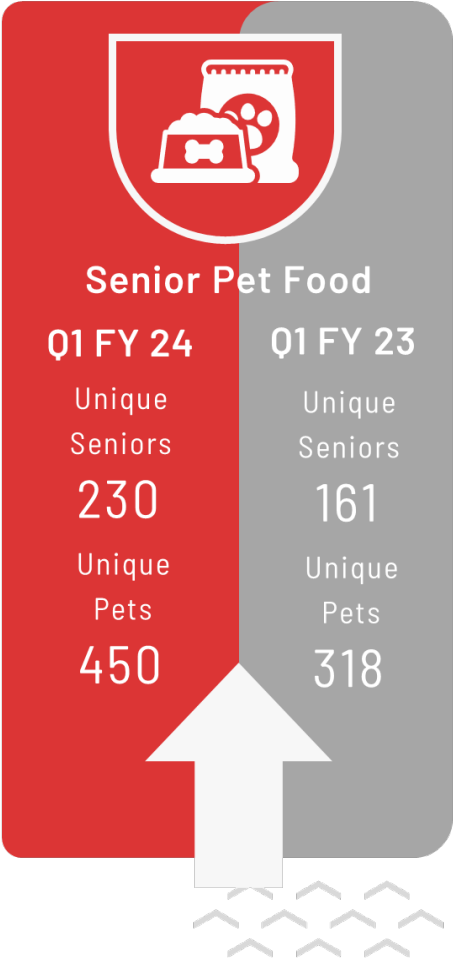
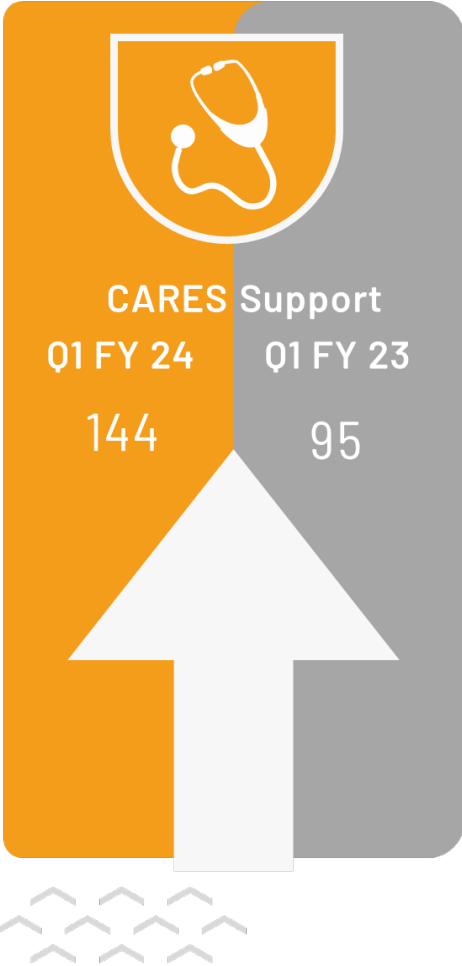
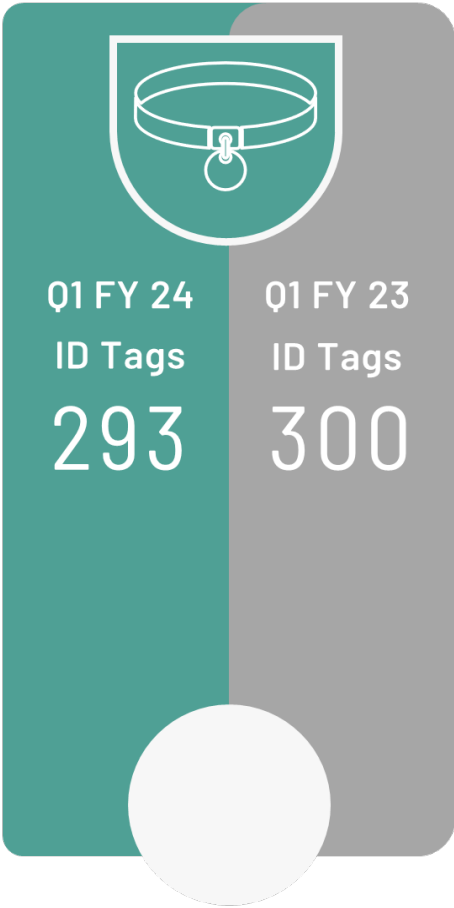


Vaccinations
513



OUTREACH Q4

Q4 2023 VS Q4 2022



NEXT QUARTER

3

Pet food
Distributions

3

Vaccine
clinics

1

Howl-O-ween
Spooktacular

1

Pets-giving
donation drive

Page restored after 85 days!

*Numbers reported are from
August 26th - September 30th

SOCIAL MEDIA STRIDES




New Followers

+281



Posts

+46




Reach

78,170



Visits

11,712



Reactions

8,514

